


WORKSHOP No. 1


INTRODUCING THE PROGRAM AND THE METHODOLOGY OF WORK

THE WORKSHOP SCHEMA

1. Workshop leader presents the **content and the methodology** of work to the students
2. The **game of not listening** in a large group
3. **Game of listening** in pairs
4. The **right to express** your own opinion
5. **Respect other's opinion**, do not discard it only because it is different from yours, try to understand the reasons for it, check your own thinking
6. **Right to privacy**
7. **Closing game**



WORKSHOP No. 1



INTRODUCING THE PROGRAM AND THE METHODOLOGY OF WORK

1. Workshop leader presents the **content and the methodology** of work to the students.

See **What to tell participants at the beginning of the program.**

- WL gives a short overview of all topics of the program.
- WL gives a chance to children to ask about what they want to know.
- WL reminds them: **What is important for participants to know about the workshops in advance.** Workshop rules that need to be respected (see the text about it in the introduction).

WL points out that listening to one another is very important.

WL invites children to play a game in which they will not listen to one another and experience what the class would look like.

2. The **game of not listening** in a large group

WL asks the children to remember what they did last weekend and then, on his sign, asks all of them to start speaking about it at the same time.

Sharing around the circle: How did they feel when they were talking without being listened to? Was it difficult to talk? Did they hear what the others were talking about?

3. **Game of listening** in pairs

WL informs the children that they are now going to play the game of listening. WL points out that the task of the listener is to repeat everything that has been said, and that is why it is important to listen very attentively and to remember whatever was said. Children are organized into pairs, and decide who is no.1 and no.2 in the pair. When WL gives a sign, child no.1 starts to talk about his/her experiences during last weekend as child no.2 listens carefully, and when WL gives the STOP sign, reports on what has just

been said. After 1 minute WL says STOP. Child no.2 reports back on what has been said. Children switch roles, no.2 talking and no.1 listening and reporting.


Sharing with the group: Was it easy to talk? Was it difficult to listen? Did they succeed in reporting everything?

WL comments on how important it is for all of us to be listened to and how making a contribution gives us a pleasant feeling, develops friendship and makes us learn something new.

4. **The right to express your own opinion**

WL informs the children that they have the right to express what they think even if it is dissonant with the opinions of the others, that every opinion is valuable, that it is important to stick to your opinion and make it clear to the others.

WL draws two lines of equal length on the board, one below the other, but a little bit displaced to the right. Then he says: *You can see here two lines. I think the line below is longer than the one above. What do you think?*






If the children agree, the WL reminds them how important it is to check before they agree, and in this case they can measure the length of both lines, and then decide if it is the same or different. If they do not agree, the WL asks them about their reason to think that way, and points out that checking can help the WL to change his opinion, too.

5. **Respect other's opinion**, do not discard it only because it is different from yours, try to understand the reasons for it, check your own thinking.

WL writes big number 6 on an A4 paper and then sets it on the floor. He invites two students to stand next to it so that one is seeing number 6 and the other number 9. WL asks the two children about what they see. Then the WL asks the group which of the two is right.

Sharing in the group: *Who is right? Why do you think so?*

WL comments that the two students can quarrel about it or they can choose to put themselves into the skin of the



other and understand each other's position. That way both of them will learn something new and there is no fight. When you do not agree with what the other says, take care not to say things that can hurt, but ask questions that will help you understand the other's way of thinking, and express reasons why you do not agree with it.

6. **Right to privacy:** WL reminds children to respect privacy, not to gossip after the workshop because that can hurt someone and disturb the atmosphere of friendship.
7. **Closing game:** WL invites children to teach him and others some circle game they know or like.




TABLE OF CONTENTS

FOREWORD	1
INTRODUCTION	2
AN EVALUATION OF THE PROGRAM EFFECTS - A SHORT OVERVIEW	3
TRAINING OF THE WORKSHOP LEADERS	5
THEORETICAL BACKGROUND	8
BASIC PRINCIPLES OF THE APPROACH	9
WHAT IS IMPORTANT for workshop leaders to know	11
WHAT TO TELL PARTICIPANTS at the beginning of the program	13
WHAT IS IMPORTANT FOR PARTICIPANTS IN THE WORKSHOPS to know in advance	13
Workshop No. 1: INTRODUCING THE PROGRAM AND THE METHODOLOGY OF WORK	15
Workshop No. 2: KNOW YOURSELF (SELF IDENTITY)	21
Workshop No. 3: LET'S LOVE OURSELVES (PERSONAL IDENTITY)	23
Workshop No. 4: IDEAL PLACE OF RELAXATION (RELAXATION TECHNIQUE)	27
Workshop No. 5: TIME TRAVEL (SELF-CONTINUITY)	31
Workshop No. 6: EXPRESSING FEELINGS	35
Workshop No. 7: HOW DO WE COMMUNICATE OUR FEELINGS	39
Workshop No. 8: MY ANGER (1)	43
Workshop No. 9: MY ANGER (2)	45
Workshop No. 10: CONSTRUCTIVE CONFLICT SOLVING	49
Workshop No. 11: MEDIATING THE CONFLICT BETWEEN GIRLS AND BOYS	53
APPENDIX 1 for workshop No. 11 - The Detective's List	55
Workshop No. 12: MEDIATING THE CONFLICT BETWEEN CHILDREN OF THE SAME SEX	57
Workshop No. 13: MEDIATING THE CONFLICT BETWEEN PARENTS AND CHILDREN	59

Workshop No. 14: FEAR (1)	63
Workshop No. 15: FEAR (2)	67
Workshop No. 16: SADNESS	71
Workshop No. 17: A LOOK INTO THE FUTURE	75
Workshop No. 18: THE RIGHTS OF THE YOUNG	79
Workshop No. 19: MY RESPONSIBILITY	81
Workshop No. 20: WHEN CHILDREN VIOLATE CHILDREN'S RIGHTS	85
Workshop No. 21: WHEN PARENTS VIOLATE CHILDREN'S RIGHTS	89
Workshop No. 22: WHEN ADULTS IN SCHOOL VIOLATE CHILDREN'S RIGHTS	93
Workshop No. 23: WE ARE ALL DIFFERENT, BUT OUR RIGHTS ARE THE SAME	97
APPENDIX 2 for workshop No. 23 - Rainbow cards	99
Workshop No. 24: THE VALUES	101
APPENDIX 3 for workshop No. 24 - Value/Virtue cards	102
Workshop No. 25: WHAT DO YOU DO, WHEN VALUES ARE VIOLATED?	105
Workshop No. 26: MY FAVORITE STORY/COMIC/MOVIE HERO	107
Workshop No. 27: JEALOUSY	109
Workshop No. 28: LOVE	113
Workshop No. 29: LOVE AND ME	115
Workshop No. 30: EXPRESSING GRATITUDE	119
Workshop No. 31: REVISION - A JOURNEY THROUGH THE WORKSHOPS	121
Workshop No. 32: PRESENTING THE RESULTS TO THE PARENTS	122
REVIEW	124
A SHORT BIOGRAPHY OF NADA IGNJATOVIĆ-SAVIĆ	126

